



2024-2025 Christian Service Learning Q&A

Question: Is Christian Service Learning a **requirement for all students**?

Answer: **Yes!** All students must complete their required Christian Service Learning **before the end of the 3rd Quarter**.

Completion of Christian Service Learning is a **requirement for graduation**.

Question: Why is Christian Service Learning so important?

Answer: As **disciples of Christ**, we are called to bring the Good News into our communities through the seven themes of Catholic Social Teaching. As St. Theresa of Avila wrote, **we are Christ's hands and feet in this world**.

Seven Themes of Catholic Social Teaching:

- ❖ Life and Dignity of the Human Person
 - ❖ Call to Family, Community, and Participation
 - ❖ Rights and Responsibilities
 - ❖ Option for the Poor and Vulnerable
 - ❖ The Dignity of Work and the Rights of Workers
 - ❖ Solidarity
 - ❖ Care for God's Creation
-

Question: How many hours of **approved** service do I need to complete **before the end of the 3rd Quarter**?

Answer: Freshmen: 10 Hours
Sophomores, Juniors, and Seniors: 15 Hours

Question: How do I **fulfill** this obligation?

Answer: Students must complete their hours by **volunteering with a Church, a registered 501(C)3 non-profit organization, or a government agency whose mission is aligned with the teachings of the Catholic Church.**

It is strongly recommended that students complete all of their required hours with the same 501(C)3 non-profit organization, but students may volunteer with various 501(C)3 non-profit organizations if they desire.

Question: Does service need to be **approved in advance**?

Answer: **Yes!** Absolutely! Email your Theology teacher at least several school days before your planned service to get approval. Approval must be completed by email.

Question: How do I **submit and keep track** of my service hours?

Answer: You are **required to use the X2Vol online platform**. This platform records service hours, stores verification of hours from your service site(s), and contains your required reflection(s) on your service.

Question: To whom should I address any **questions** or **concerns**?

Answer: You should contact your **Theology teacher** or Mr. Potts at bpotts@scecina.org.

Question: Do I need to complete any hours and/or reflections **that I failed to complete during previous school years**?

Answer: **YES!** You must complete your requirements for each year in order to be able to graduate. If you have hours and/or reflections to complete from previous years, you need to complete those by the end of the 3rd quarter in addition to your obligations for the 2024-2025 school year.

MEETS SERVICE EXPECTATIONS vs. DOES NOT MEET SERVICE EXPECTATIONS

<p align="center"><u>MEETS EXPECTATIONS</u> (with PRIOR Theology teacher approval by email)</p>	<p align="center"><u>DOES NOT MEET EXPECTATIONS</u></p>
Volunteering at a food pantry	Working at Walmart
Volunteering for an after school program in our community	Getting paid to work an after school program or sitting on your phone when you should be helping
Volunteering with Right to Life	Volunteer with a Political Campaign
Serving as an Altar Server, Lector, or Choir Member at Church	Attending Church
Volunteering at Scecina outside of school hours	Any volunteering during school hours or any volunteering that is part of a club's or sport's normal activities
Volunteering for other approved non-profit organizations that are aligned to the teachings of the Catholic Church (Churches <i>(Catholic and Non-Catholic)</i> , Museums, Food or Clothing Pantries, Schools, Soup Kitchens, Libraries, most Hospitals and Nursing Homes, Animal Welfare, Government Agency (like the Senate or the Fire Department), etc.)	Volunteering with a for-profit entity; Helping with a family's or friend's business; or Serving your family and neighbors <i>in ways that you should already be doing</i> (raking leaves, taking out the trash, shoveling snow, doing chores, babysitting, etc.)

TIPS FOR SUCCESSFUL CHRISTIAN SERVICE LEARNING

- ❖ Work with an organization in whose work you have a real interest.
- ❖ Organizing service experiences in small groups is a great idea.
- ❖ Get prior approval by email from your Theology teacher in advance of contacting the service site.
- ❖ When contacting an agency, assume a professional, formal tone in your communication(s).
- ❖ Have an idea of the type of service you want to perform.
- ❖ Have your calendar of activities ready before making contact so that you can avoid scheduling conflicts.
- ❖ Explain that you are interested in volunteering and ask with whom you should speak.
- ❖ Explain that you are working to fulfill a Christian service-learning obligation for your high school and that you are interested in supporting _____'s charitable work because _____.
- ❖ Be courteous. Use "please" and "thank you".
- ❖ Plan ahead and follow through on your commitments. Contact the site as soon as you are aware of any conflicts.
- ❖ Work hard when you are engaged in service. Go above and beyond expectations. (Put your phone away.)
- ❖ Wear either your school uniform or Scecina Spirit Wear during your service experience.
- ❖ Express appreciation in writing for the opportunity. Send a "Thank You" card.

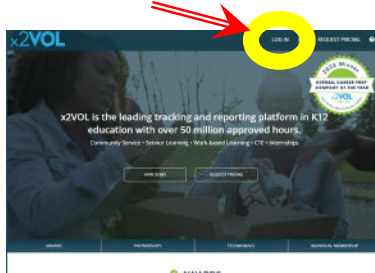
User Guide for X2VOL

Seccina's online service-learning platform

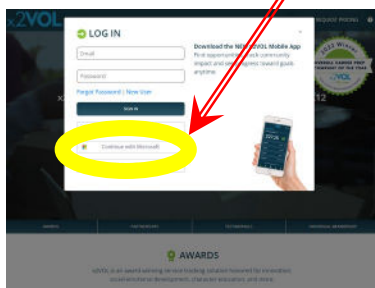
1: Go to x2vol.com



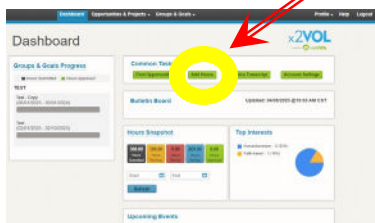
2: Click "LOG IN"



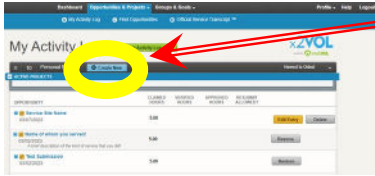
3: Click "Continue with Microsoft"



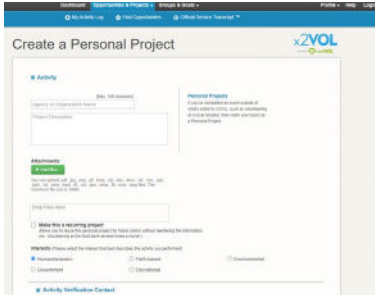
4: Click "Add Hours"



5: Next to “Personal Projects”, Click “Create New”



6: Complete all of the required fields on the “Create a Personal Project” page



This includes:

- ❖ Agency or Organization Name
- ❖ Project Description
- ❖ Interests (choose the general field of service)
- ❖ Activity Verification Contact (name, mobile phone, and email)
- ❖ Claim Hours (Date, Hours, Minutes, and Reflections)
 - *We strongly encourage you to complete your reflection in an email that you send to yourself just in case the x2vol system must reload. We do not want you to lose your work. Composing and saving your work in another way before hitting “Submit” is a good way to make sure you do not have to do it again.*
- ❖ Apply Hours to Goal(s) (select the goal that contains the current date range for the current school year)
- ❖ Confirm the accuracy of your submission by clicking the check box

7: Click “Submit”

